



INSTALLATION INSTRUCTIONS

Accessory
ALL-SEASON FLOOR MATS
P/N 08P17-THR-100

Application
2019 ODYSSEY


Publications No.
VERSION 1
Issue Date
MAR 2018

PARTS LIST


Driver's all-season floor mat



Passenger's all-season floor mat



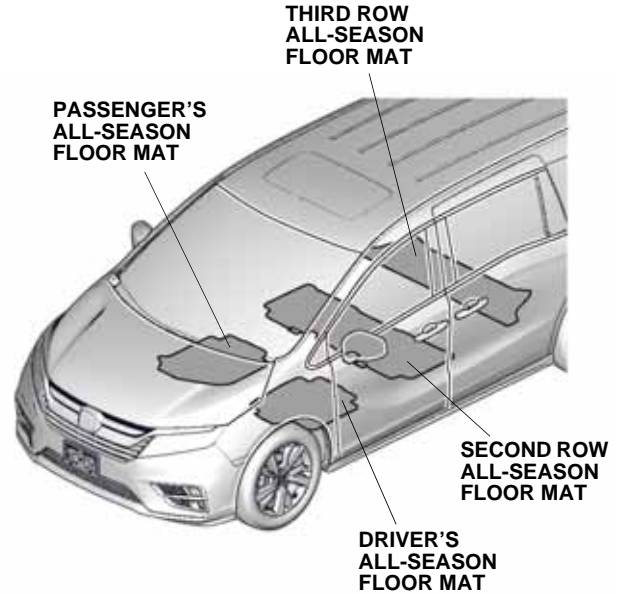
Second row all-season floor mat



Third row all-season floor mat



Illustration of the All-Season Floor Mats in the Vehicle



CG22201AN

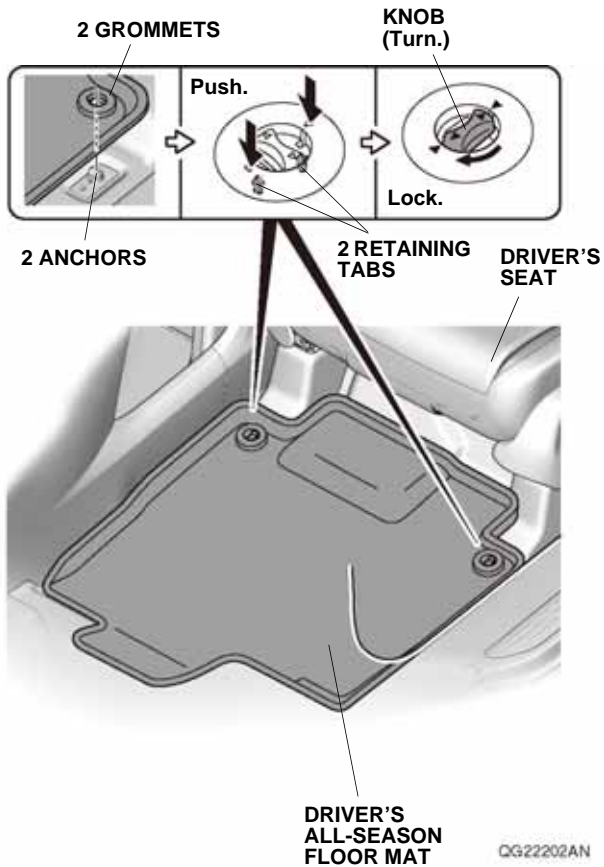
INSTALLATION

NOTE:

- Before installing the mats, identify their installation positions.
- Connect the mats to the anchors to prevent the mats from sliding forward and possibly interfering with the pedals.
- If you remove a mat, make sure you re-anchor it when you put it back in your vehicle.
- If you replace a mat, use a factory mat designed to be used with the anchors.
- If you use a non-factory mat in the driver's footwell, make sure it fits properly and that it can be used with the anchors.
- Do not put an additional mat on top of the anchored mat. It may slide forward and possibly interfere with the pedals.
- Position the rear seat floor mat properly. If they are not properly positioned, the floor mat can interfere with the front seat functions.

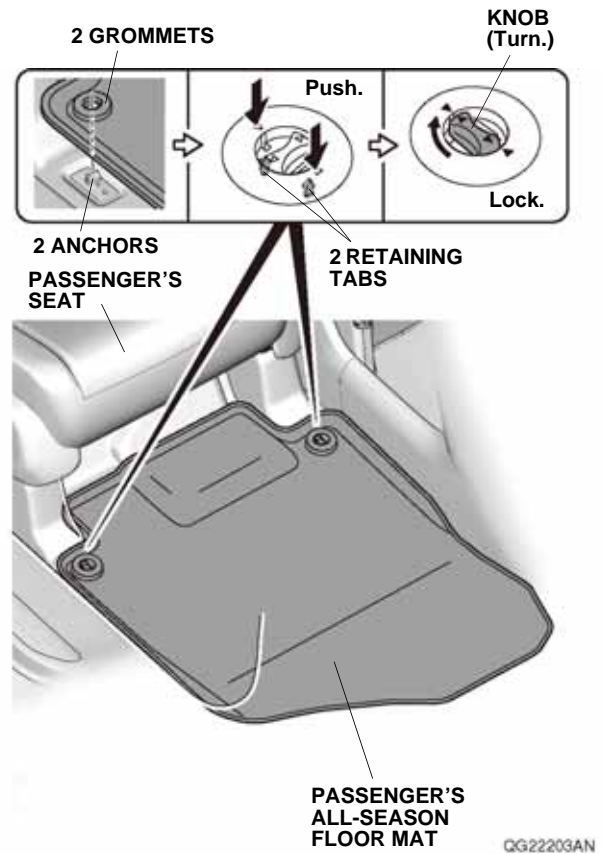
Installing the All-Season Floor Mats

1. Remove the standard floor mats.

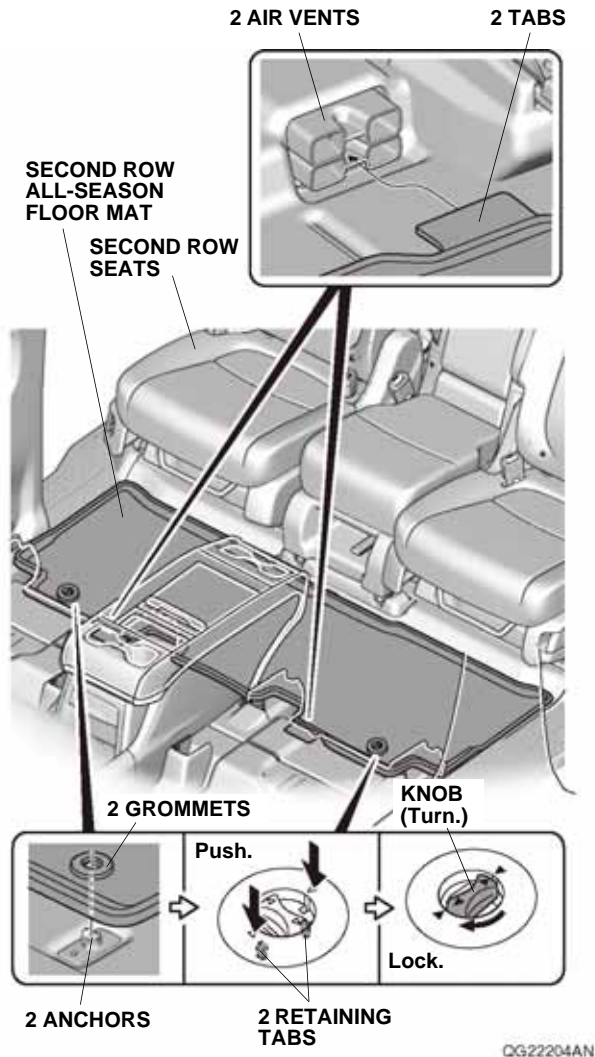


2. Place the grommets in the driver's all-season floor mat over the anchors. Push the grommets into the anchors to secure the retaining tabs, then turn the knobs 90° to secure the driver's all-season floor mat.

3. Place the grommets in the passenger's all-season floor mat over the anchors. Push the grommets into the anchors to secure the retaining tabs, then turn the knobs 90° to secure the passenger's all-season floor mat.



4. Insert the two tabs on the second row all-season floor mat under the two air vents. Place the grommets in the second row all-season floor mat over the anchors. Push the grommets into the anchors to secure the retaining tabs, then turn the knobs 90° to secure the second row all-season floor mat.



5. Place the third row all-season floor mat as shown.

