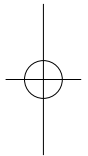
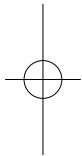
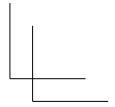
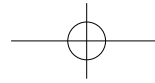
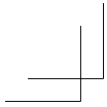
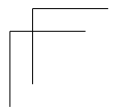
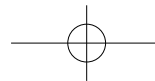
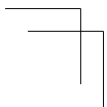


Germain Honda of College Hills



Rear USB Charger User's Information Manual



www.collegehillshonda.com

Germain Honda of College Hills

Introduction

Thank you for purchasing this Honda accessory.

Please read this manual carefully before using the rear USB charger. Keep it in the glove box for future reference.

This product is designed to be used exclusively on a Honda. Honda is not responsible if the product is used for anything other than its intended purpose.

This manual should be considered a permanent part of the vehicle. It should remain with the vehicle at all times and stay with the vehicle when sold.

Germain Honda of College Hills

A Few Words About Safety

Your safety, and the safety of others, is very important. Operating your vehicle's accessory safely is an important responsibility.

To help you make informed decisions about safety, we have provided operating procedures and other information on labels in the vehicle owner's manual and in this manual. This information alerts you to potential hazards that could hurt you or others.

Of course, it is not practical or possible to warn you about all the hazards associated with operating or maintaining your vehicle. You must use your own good judgment.

For your safety and safety of others, pay special attention to all warning symbols. Failure to follow the warnings contained in this manual can result in damage to your vehicle, serious injury, or death.

Warning Symbols

DANGER

You **WILL** be **KILLED** or **SERIOUSLY HURT** if you don't follow instructions.

WARNING

You **CAN** be **KILLED** or **SERIOUSLY HURT** if you don't follow instructions.

CAUTION

You **CAN** be **HURT** if you don't follow instructions.

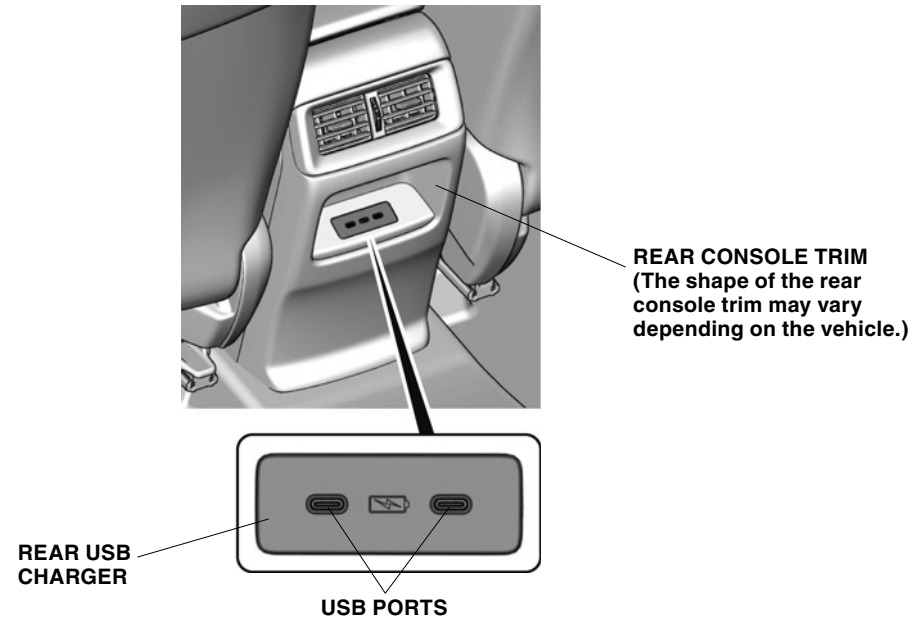
NOTICE

You **CAN** damage your vehicle, other property or the environment.

Germain Honda of College Hills

Rear USB Charger Use and Functions

- Plug-in your device's USB connector into the USB port.
- The charger can be used with the ENGINE START/STOP button (POWER button) in the ON mode or the ACCESSORY mode.
- The USB ports (3.0A) are only for charging devices.



Germain Honda of College Hills

Rear USB Charger Use and Functions

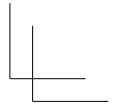
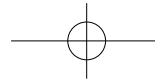
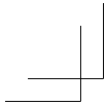
NOTICE

- The USB port can supply up to 3.0A of power. It does not output 3.0A unless requested by the device.
- For amperage details, read the operating manual of the device that needs to be charged.
- Under certain conditions, a device connected to the port may generate noise on the radio station you are listening to.
- These ports are only for charging devices. You cannot play music even if you have connected a music player to the port.
- Do not leave the USB device in the vehicle. Direct sunlight and high temperatures may damage it.
- Do not connect the USB device using a hub.
- Do not use a device such as a card reader or hard disk drive, as the device or your files may be damaged.
- We recommend backing up your data before using the device in your vehicle.
- Avoid using the USB charger for a long time in ACCESSORY mode. Doing so may drain the vehicle's battery.

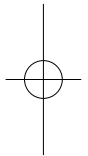
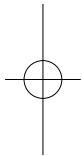
Germain Honda of College Hills

Memo

Germain Honda of College Hills

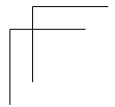
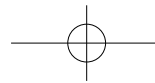
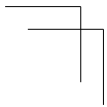


Memo



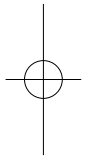
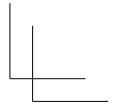
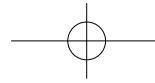
© 2022 American Honda Motor Co., Inc. - All Rights Reserved.

7



www.collegehillshonda.com

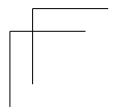
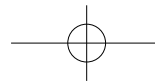
Germain Honda of College Hills



08U57-3A0-1000-80

© 2022 American Honda Motor Co., Inc. - All Rights Reserved.

Printed in U.S.A



www.collegehillshonda.com