



## HONDA INSTALLATION INSTRUCTIONS


Accessory  
**CROSSBARS**  
P/N 08L04-TLA-100

Application  
**2021 CR-V**


Publications No.  
**VERSION 1**  
Issue Date  
**OCT 2020**

### PARTS LIST

Front crossbar  
(long)



Rear crossbar  
(short)



8 TORX bolts



### TOOLS AND SUPPLIES REQUIRED

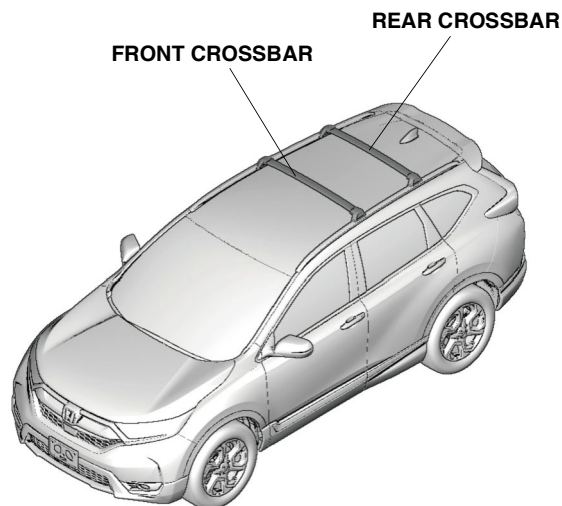
T-30 TORX bit

Torque wrench

*The following tool is available through the Honda Tool and Equipment Program. On the iN, click on Service > Service Bay > Tool and Equipment Program, then enter the number under "Search." Or, call 888-424-6857.*

Plastic Trim Tool (T/N SILTRIMTL10)

### Illustration of the Crossbars on the Vehicle



QF20501CN

### INSTALLATION

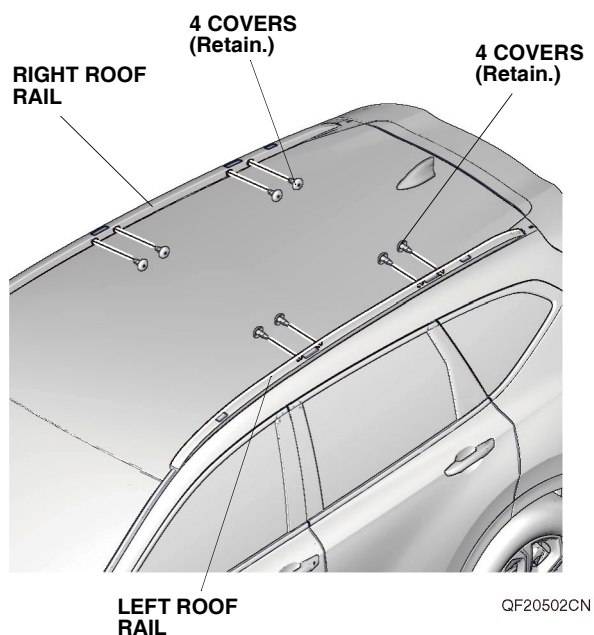
**Customer Information:** The information in this installation instruction is intended for use only by skilled technicians who have the proper tools, equipment, and training to correctly and safely add equipment to your vehicle. These procedures should not be attempted by "do-it-yourselfers."

#### NOTE:

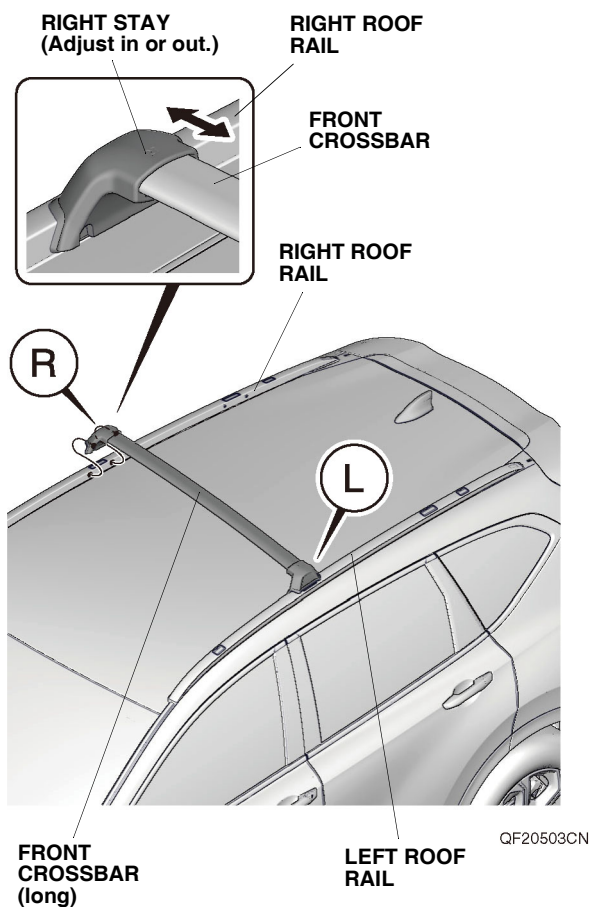
- The weight of the cargo must not exceed the maximum weight capacity of 75 kg (165 lbs).
- Be careful not to damage the roof and other finished surfaces of the body when installing the crossbars.

## Installing the Crossbars

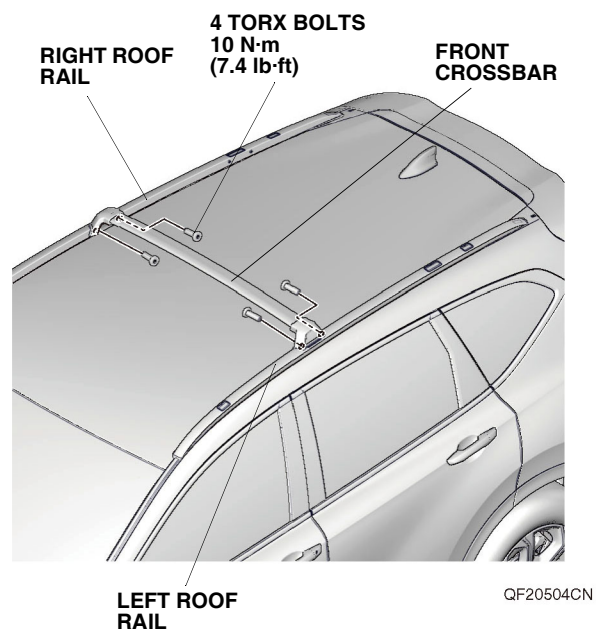
1. Remove four covers on each roof rail. (Retain the covers in case the crossbars are removed.)



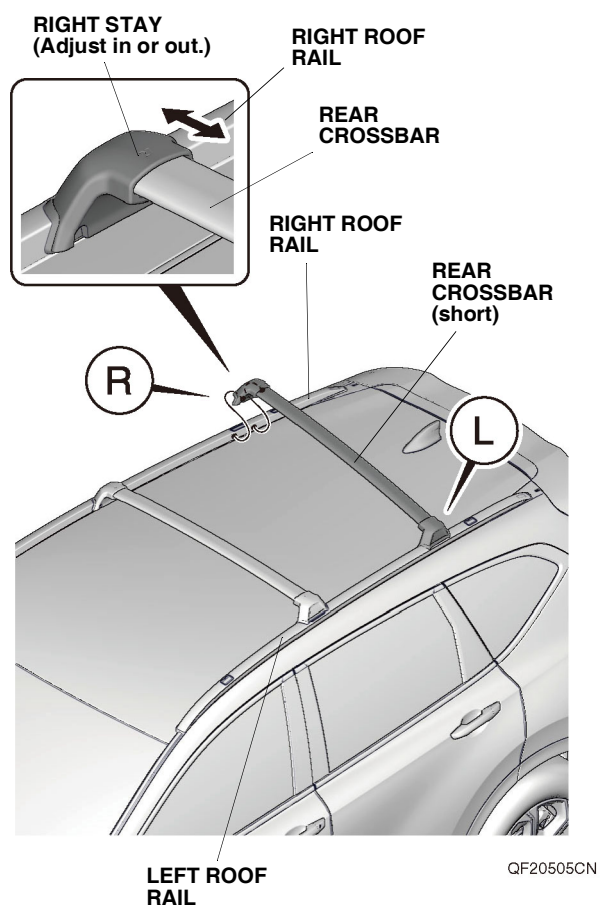
2. Position the front crossbar onto the left and right roof rails, and adjust the right stay in or out until it fits securely into position.



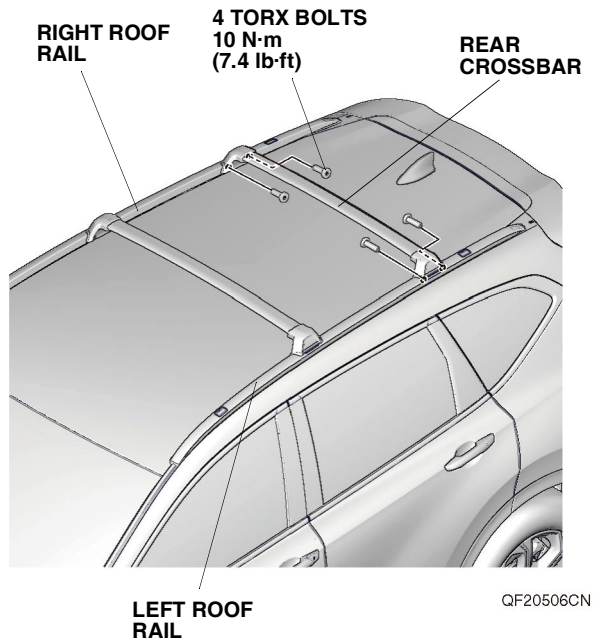
3. Secure the front crossbar to the left and right roof rails with four TORX bolts. Torque the TORX bolts to 10 N·m (lb·ft).



4. Position the rear crossbar onto the left and right roof rails. Install the rear crossbar the same way.



5. Secure the rear crossbar to the roof rails with four TORX bolts.  
Torque the TORX bolts to 10 N·m (7.4 lb·ft).



## USE AND CARE

- Check the crossbar mounting bolts frequently, and retighten if necessary.
- Distribute the weight of the cargo evenly, and do not exceed the maximum weight capacity of 75 kg (165 lbs).