



INSTALLATION INSTRUCTIONS

Accessory
REAR SEAT-BACK PROTECTORS
 P/N 08P30-TEA-100

Application
2020 CIVIC
5-DOOR

Publications No.
VERSION 1
 Issue Date
AUG 2019

PARTS LIST

Left rear seat-back protector



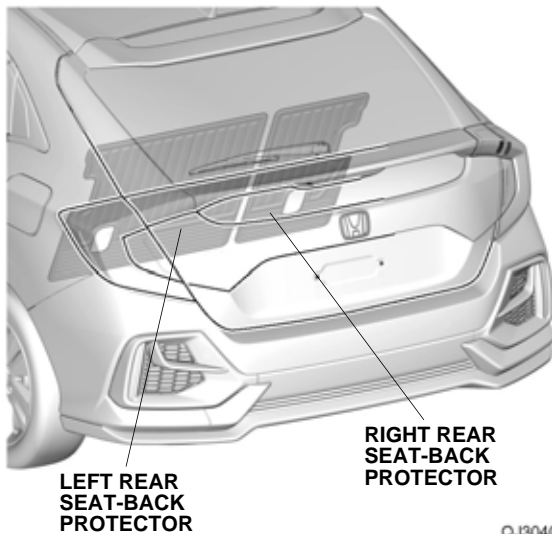
Right rear seat-back protector



17 Double sided fasteners



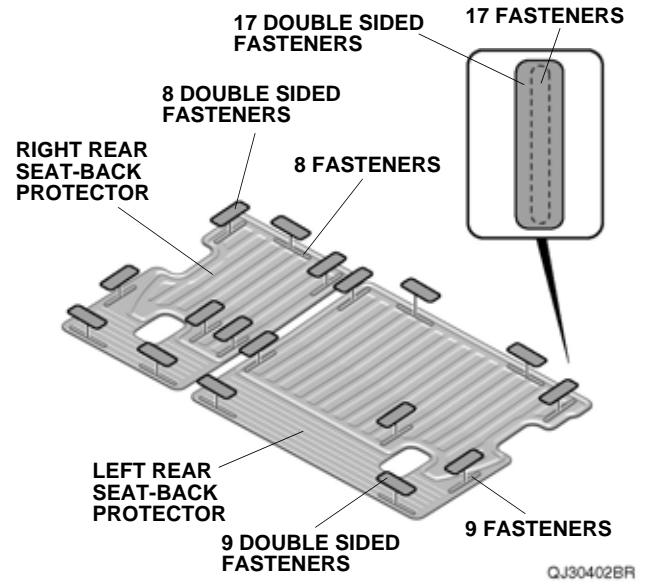
Illustration of the Rear Seat-Back Protectors Installed in the Vehicle



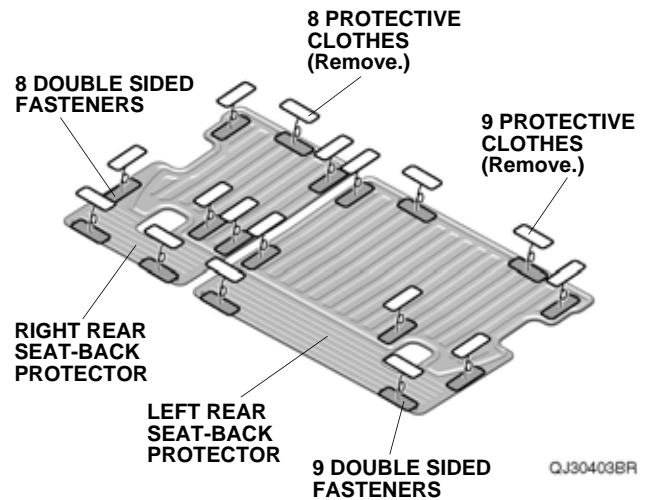
INSTALLATION

Installing the Rear Seat-Back Protectors

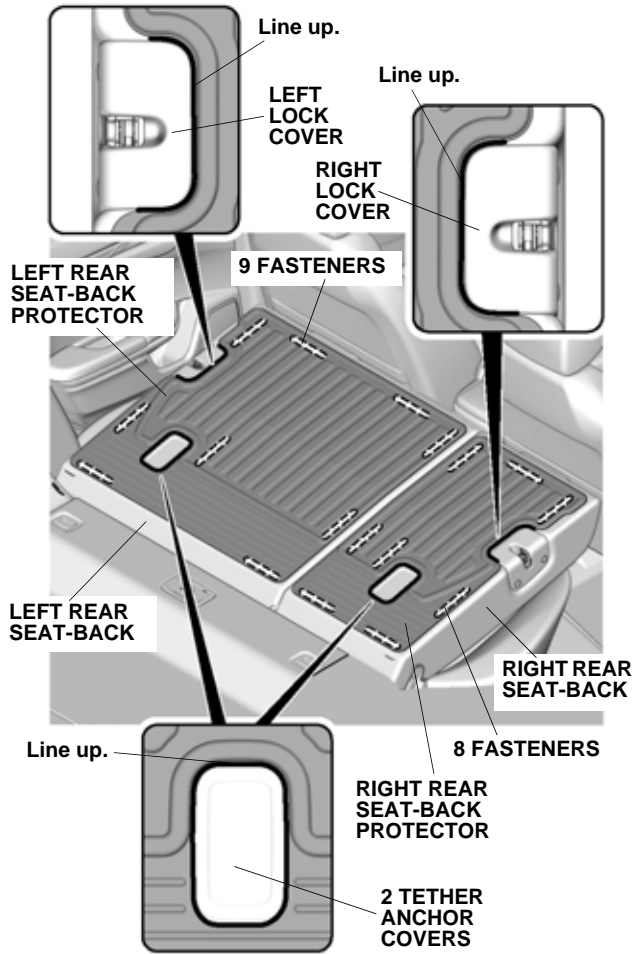
- Center the 17 double sided fasteners on the left and right rear seat-back protectors.



- Remove the 17 protective clothes from the left and right rear seat-back protectors.



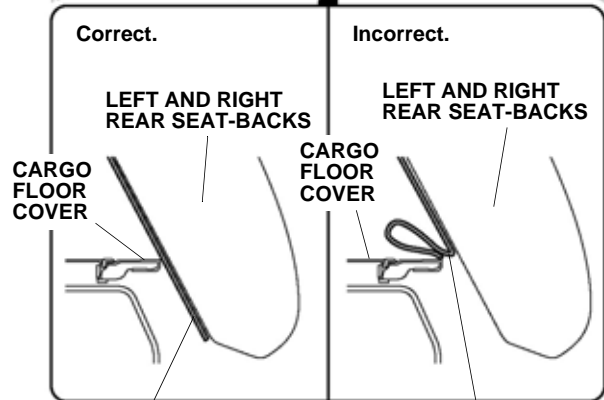
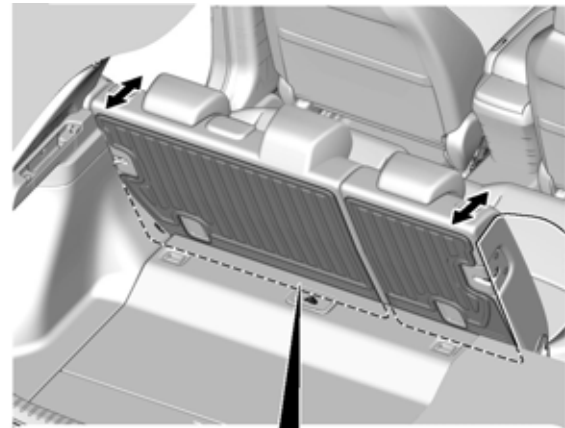
3. Fold down the left and right rear seat-backs. Position the left and right rear protectors on the seat-backs. Secure the left and right rear protectors to the seat-backs by firmly pressing on the 17 fasteners.



QJ30404BR

4. Raise and lower the left and right rear seat-backs to confirm the protectors do not interfere with the operation of the seats.

NOTE: If the rear protectors interfere with the seats, reposition the seat-back protectors.



SECTION VIEW

QJ30405BR