

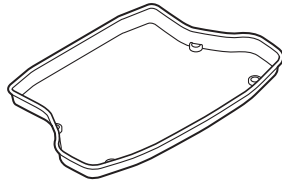


INSTALLATION INSTRUCTIONS

Accessory TRUNK TRAY P/N 08U45-TR0-100	Application 2014 CIVIC 2 AND 4-DOOR	Publications No. All 50685
		Issue Date NOV 2013

PART LIST

Trunk tray



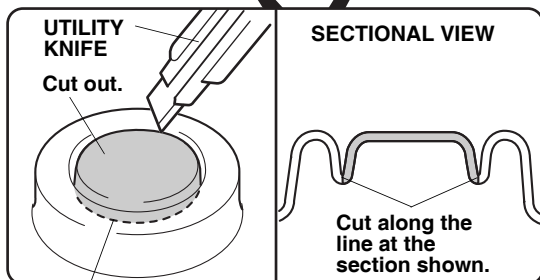
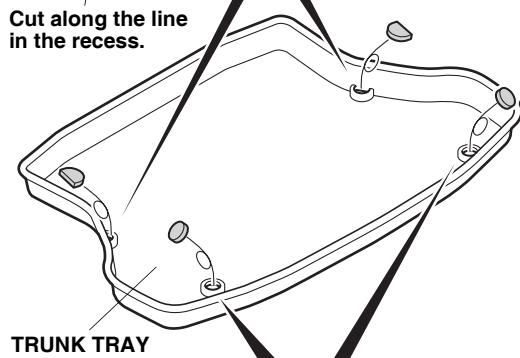
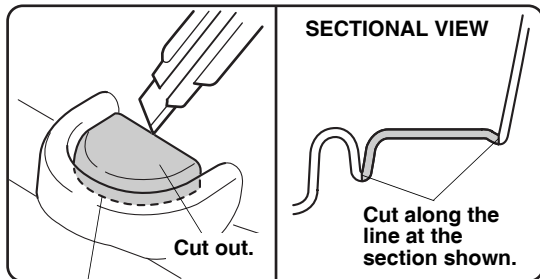
TOOLS AND SUPPLIES REQUIRED

Utility knife

INSTALLATION

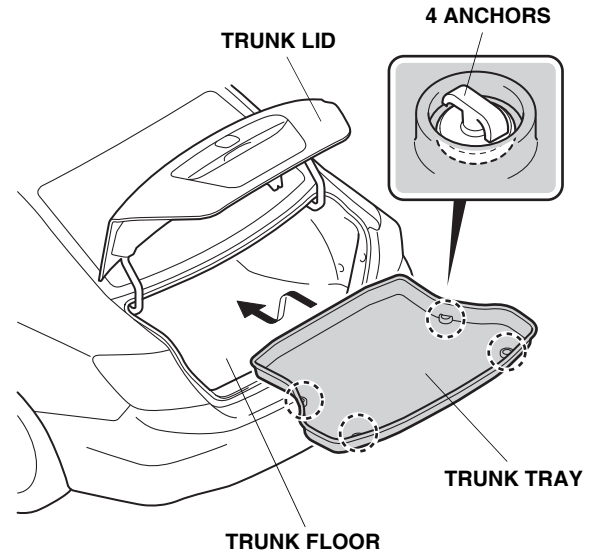
With Cargo Net

- Using a utility knife, cut out the four points of the trunk tray as shown.



Cut along the line in the recess.

- Open the trunk lid. Place the trunk tray on the trunk floor.



Without Cargo Net

- Open the trunk lid. Place the trunk tray on the trunk floor.

