



## INSTALLATION INSTRUCTIONS

Accessory  
**TRUNK TRAY**  
 P/N 08U45-TR0-100

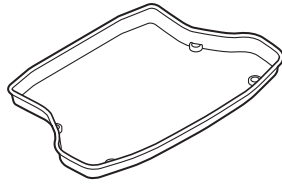
Application  
**2013 CIVIC**  
**2 AND 4-DOOR**

Publications No.  
**All 13054**

Issue Date  
**NOV 2012**

### PART LIST

Trunk tray



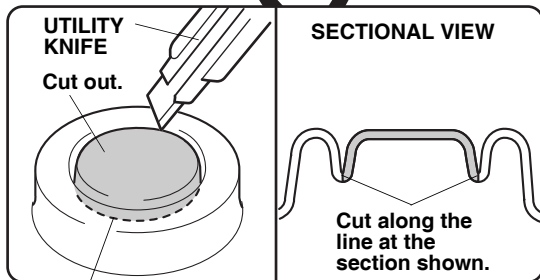
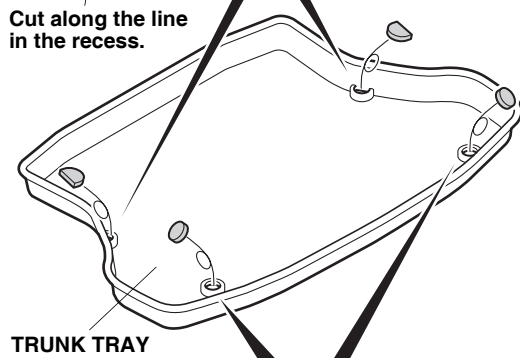
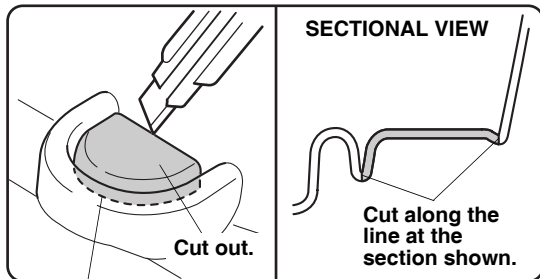
### TOOLS AND SUPPLIES REQUIRED

Utility knife

### INSTALLATION

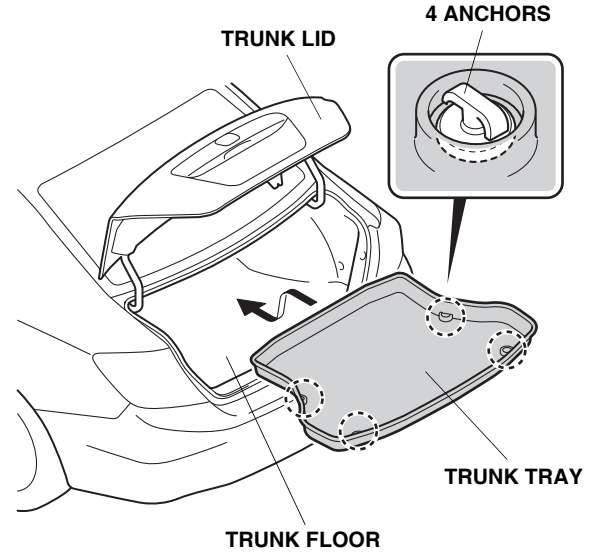
#### With Cargo Net

- Using a utility knife, cut out the four points of the trunk tray as shown.



Cut along the line in the recess.

- Open the trunk lid. Place the trunk tray on the trunk floor.



#### Without Cargo Net

- Open the trunk lid. Place the trunk tray on the trunk floor.

