



INSTALLATION INSTRUCTIONS

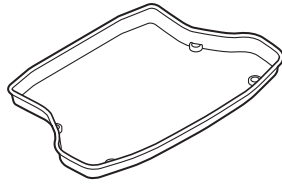
Accessory
TRUNK TRAY
 P/N 08U45-TR0-100

Application
2012 CIVIC
2 AND 4-DOOR

Publications No.
All 45611
 Issue Date
APRIL 2011

PART LIST

Trunk tray



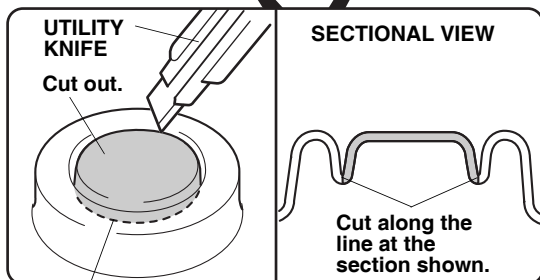
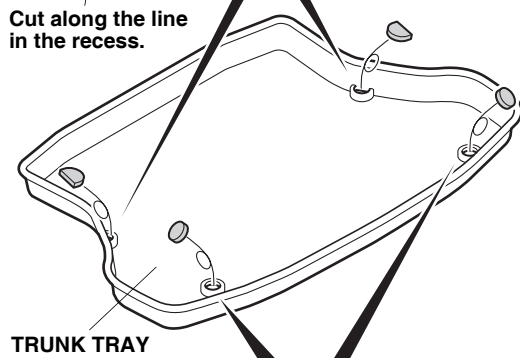
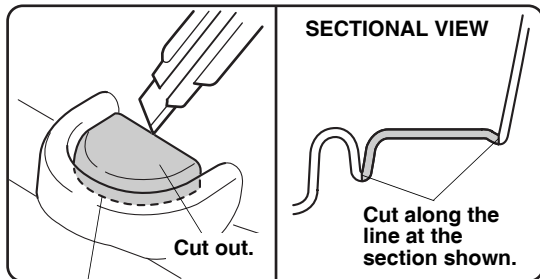
TOOLS AND SUPPLIES REQUIRED

Utility knife

INSTALLATION

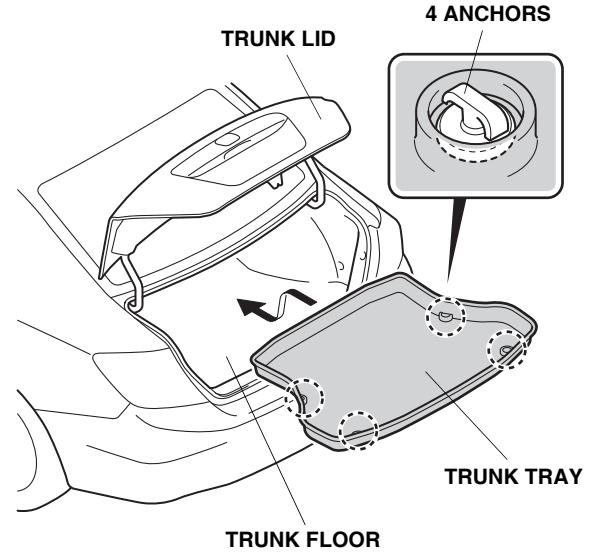
With Cargo Net

- Using a utility knife, cut out the four points of the trunk tray as shown.



Cut along the line in the recess.

- Open the trunk lid. Place the trunk tray on the trunk floor.



Without Cargo Net

- Open the trunk lid. Place the trunk tray on the trunk floor.

