



## INSTALLATION INSTRUCTIONS

Accessory  
**SECOND ROW SEAT COVER**  
P/N 08P32-SZA-100A

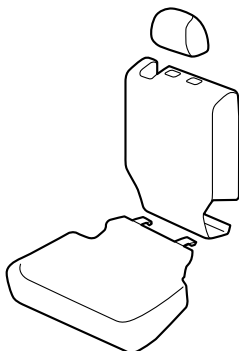
Application  
**2014 PILOT**

Publications No.  
**All 50265**  
Issue Date  
**AUG 2013**

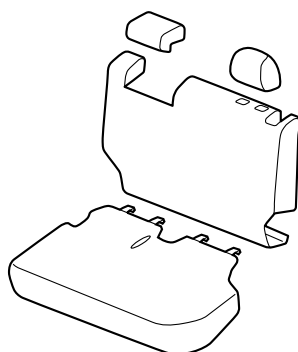
Put this information in the glove box with the vehicle owner's manual.

### PARTS LIST

Second row right seat cover



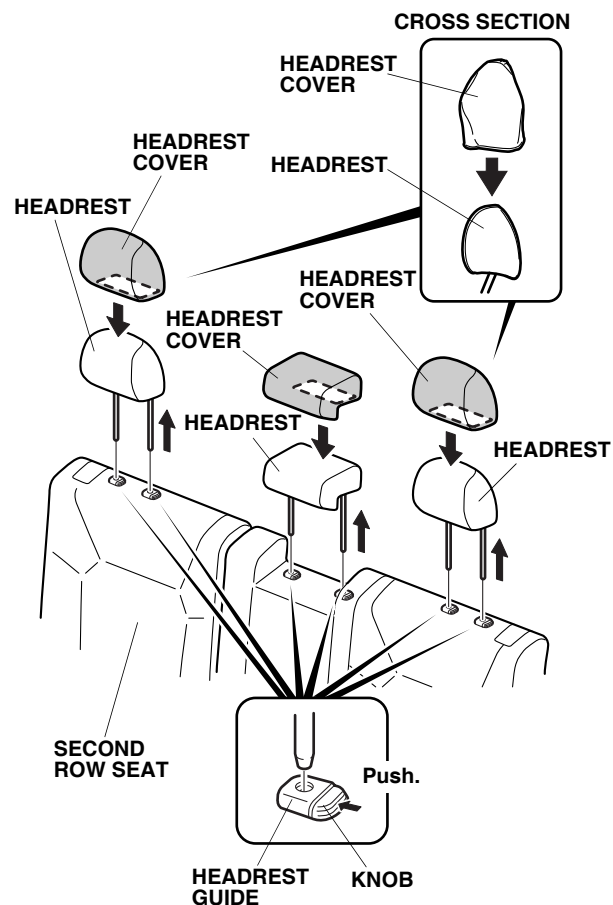
Second row left seat cover



### INSTALLATION

#### Installing the Headrest Covers

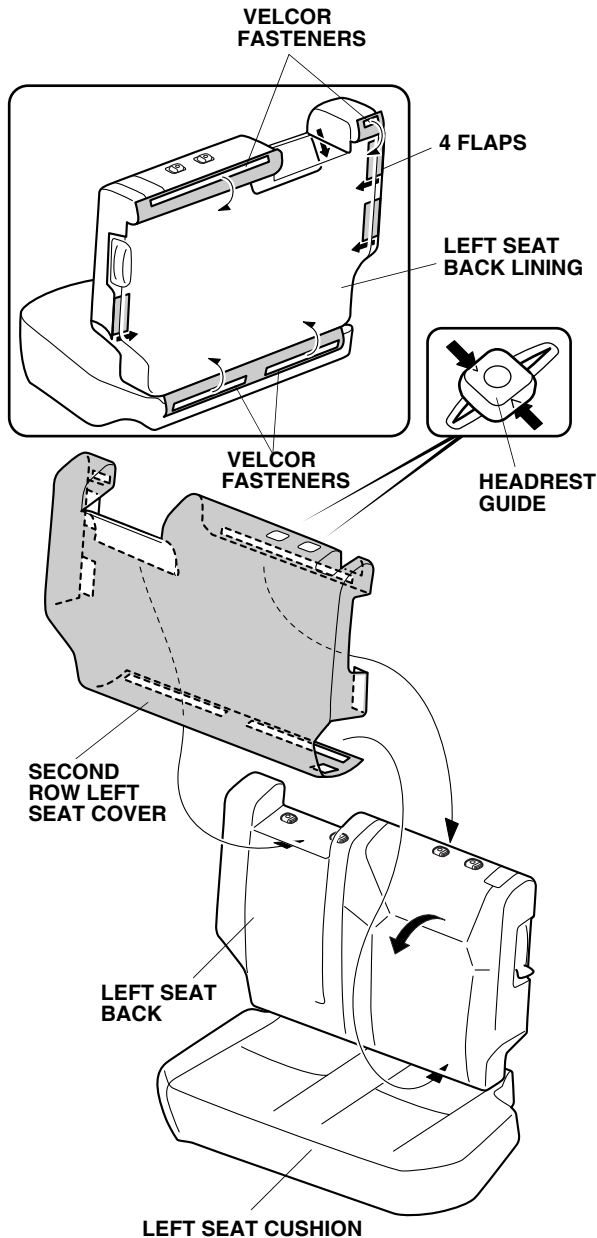
1. While pushing the headrest guide knob, remove the headrest by pulling it upward. Repeat to remove the other two headrests.



2. Fit the three headrest covers over the headrests.

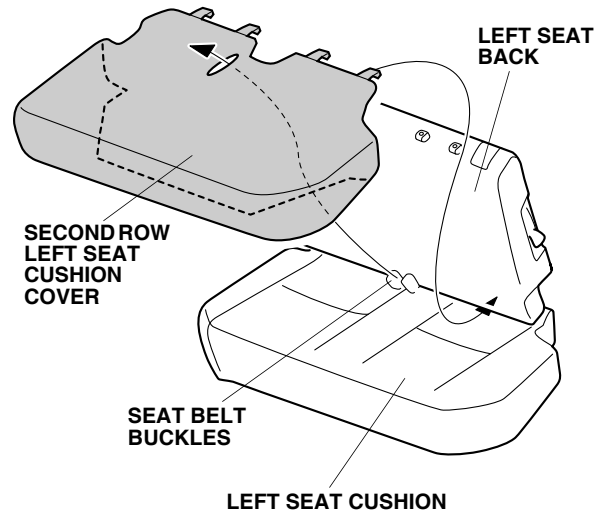
## Installing the Left Seat Cover

3. Slide the second row left seat forward.
4. Install the second row left seat cover to the left seat back. Insert the four flaps between the left seat back lining and left seat back. Secure the left second row seat cover with two velcro fasteners.

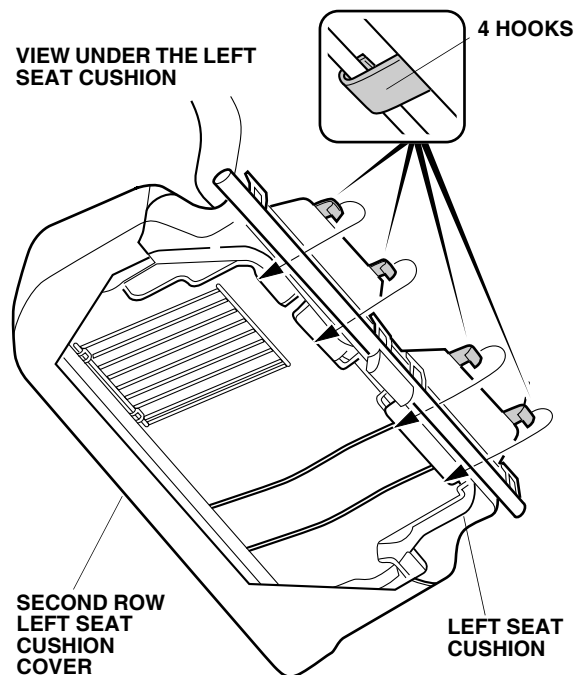


5. Fold down the left seat back and pull the second row left seat cover between the left seat back and the left seat cushion. Attach two velcro fasteners to the left seat back lining as shown.
6. Tuck the left second row seat cover under the headrest guides as shown.

7. Install the second row left seat cushion cover to the left seat cushion. Pull the seat belt buckles out through the hole on the left second row seat cushion cover as shown.

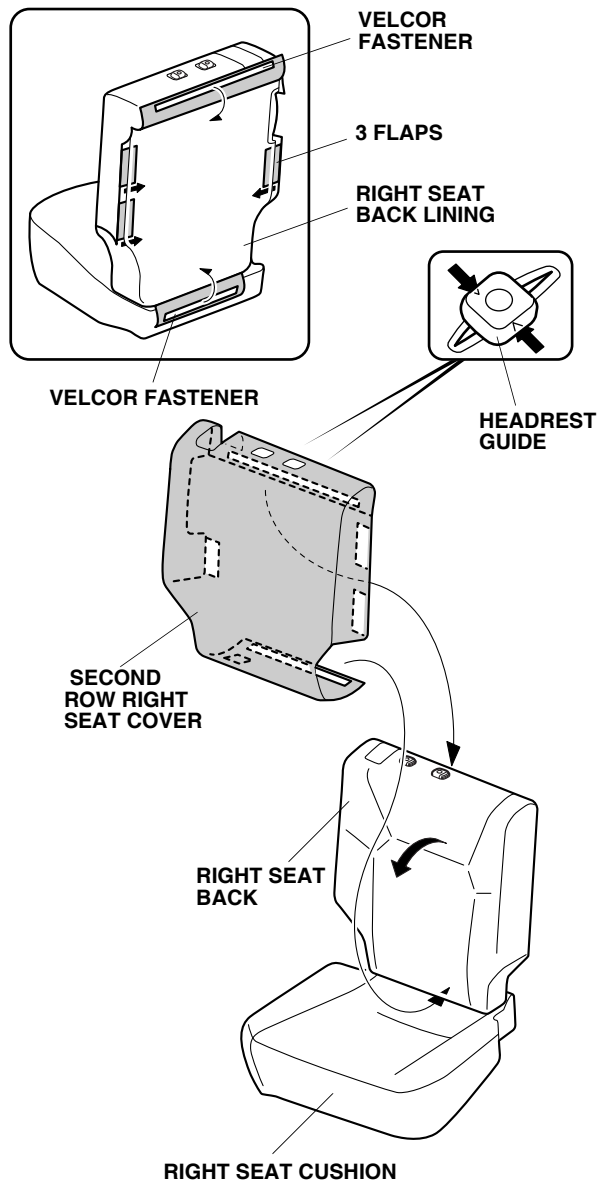


8. Pull the second row left seat cushion cover between the left seat back and the left seat cushion.
9. Attach the four hooks under the left seat cushion as shown.



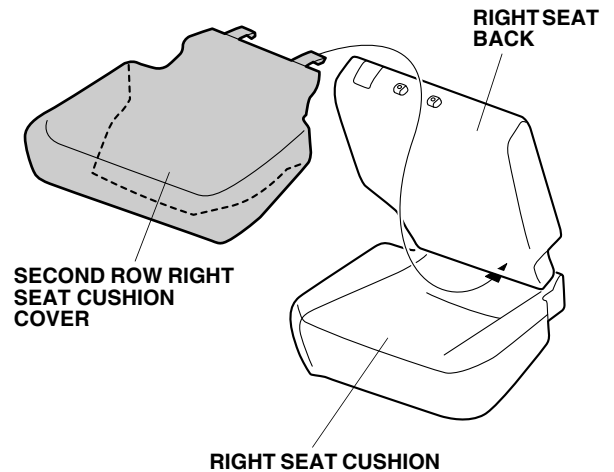
## Installing the Right Seat Cover

10. Slide the second row right seat forward.
11. Install the second row right seat cover to the right seat back. Insert the three flaps between the right seat back lining and the right seat back. Secure the second row right seat cover with the velcro fastener.

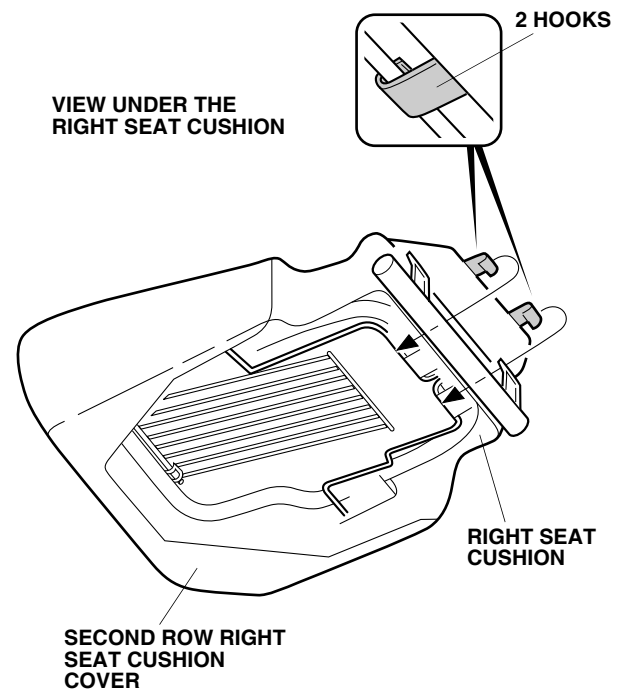


12. Fold down the right seat back. Pull the second row right seat cover between the right seat back and the right seat cushion. Attach the velcro fastener to the right seat back lining as shown.
13. Tuck the second row right seat cover under the headrest guides as shown.

14. Install the second row right seat cushion cover to the right seat cushion. Pull the second row right seat cushion cover between the right seat back and the right seat cushion.



15. Attach the two hooks under the right seat cushion cover as shown.



16. Reinstall the headrests.