



INSTALLATION INSTRUCTIONS

Accessory
SECOND ROW SEAT COVER
P/N 08P32-SZA-100

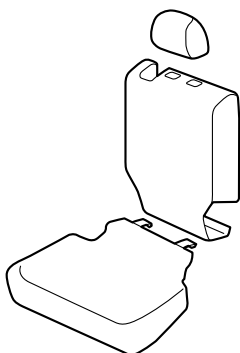
Application
2009 PILOT

Publications No.
All 43331
Issue Date
MARCH 2010

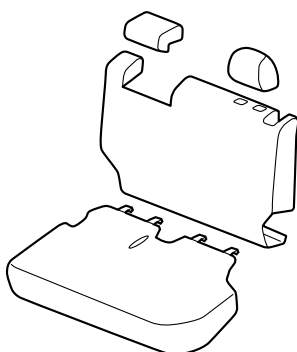
Put this information in the glove box with the vehicle owner's manual.

PARTS LIST

Right second row seat cover



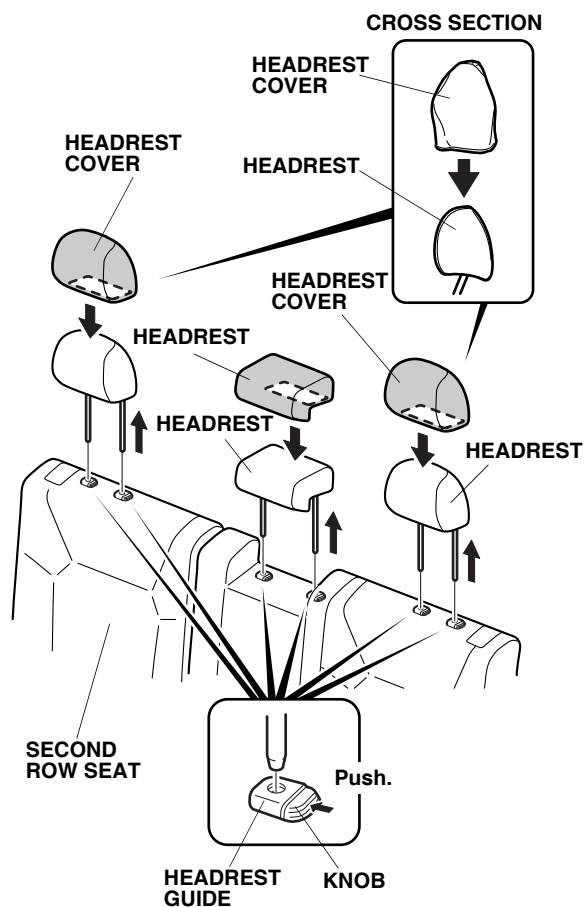
Left second row seat cover



INSTALLATION

Installing the Headrest Cover

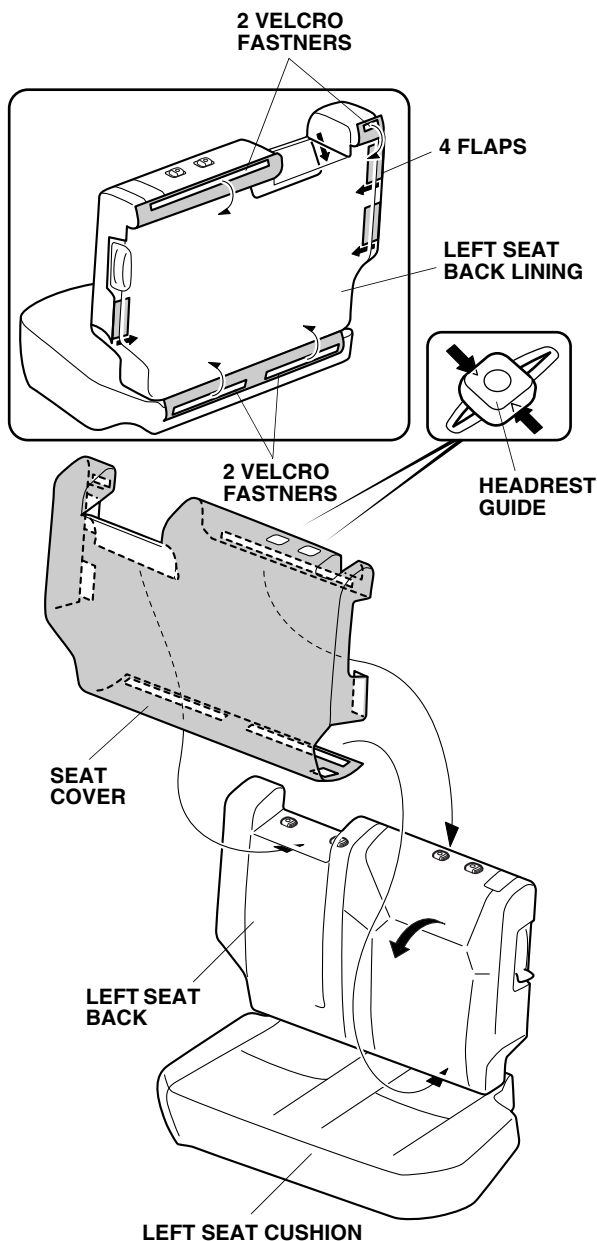
1. While pressing on the headrest guide knob, remove the headrest by pulling it upward. Repeat the same procedure for the other two headrests.



2. Fit the three headrest covers over the headrests.

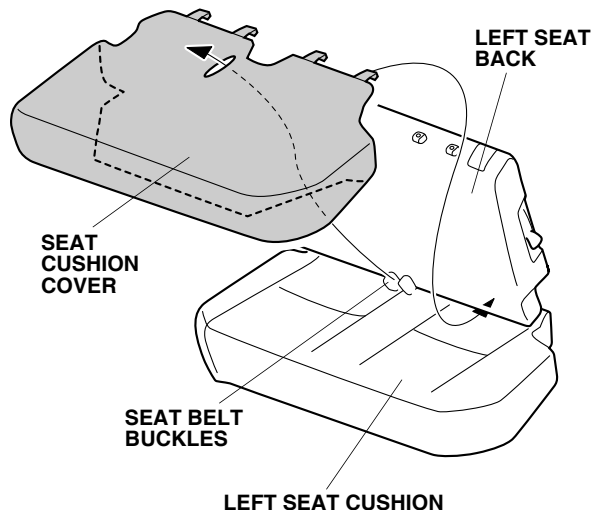
Installing the Left Second Row Seat Cover

3. Slide the left second row seat forward.

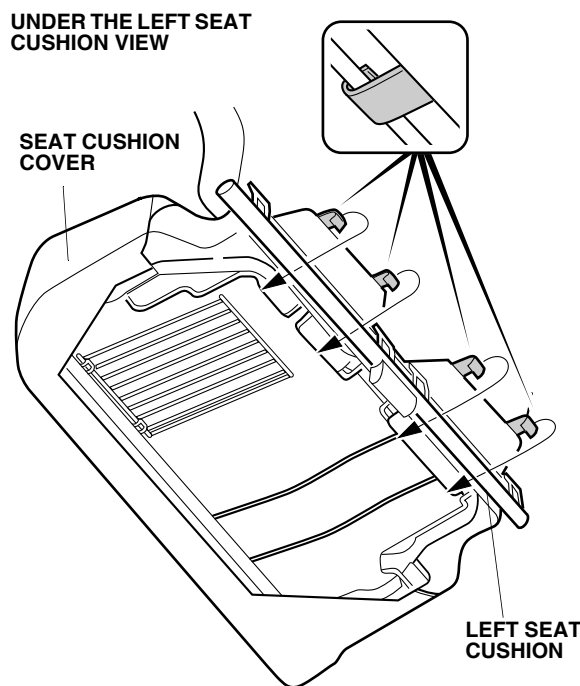


4. Install the left second row seat cover to the left seat back and insert the four flaps between the left seat back lining and left seat back. Secure the seat cover with two velcro fasteners.
5. Fold the left seat back and pull the seat cover between the left seat back and the left seat cushion. Attach two velcro fasteners to the left seat back lining as shown.
6. Tuck the seat cover under the headrest guides as shown.

7. Install the seat cushion cover to the left seat cushion, then pull the seat belt buckles out through the holes on the seat cushion cover as shown.

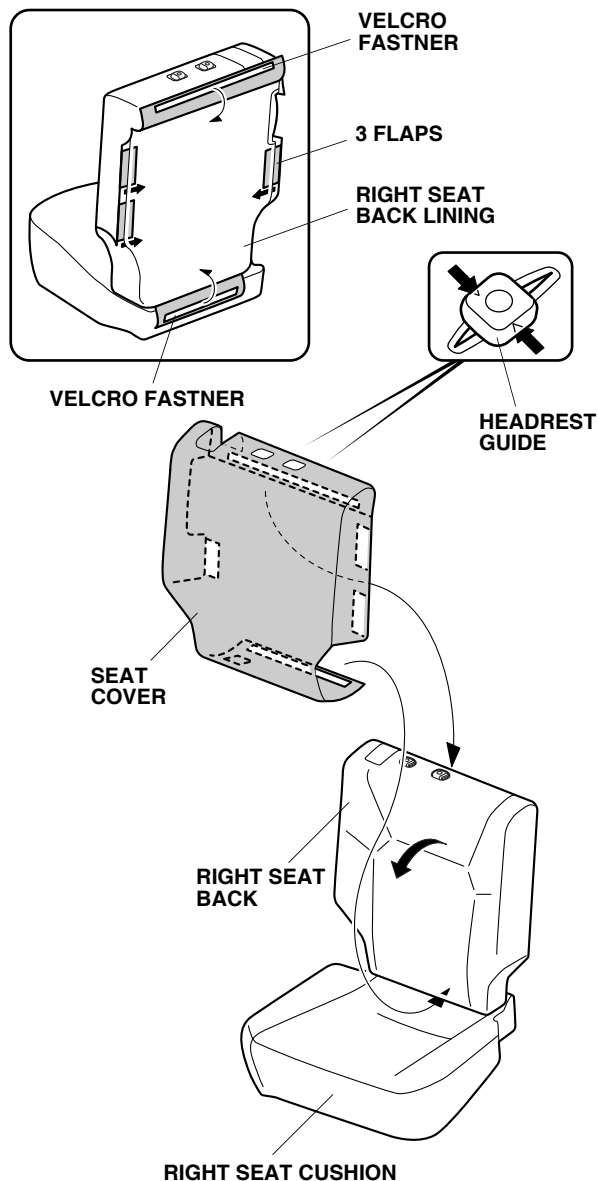


8. Pull the seat cover between the left seat back and the left seat cushion as shown.
9. Connect the four hooks under the left seat cushion as shown.



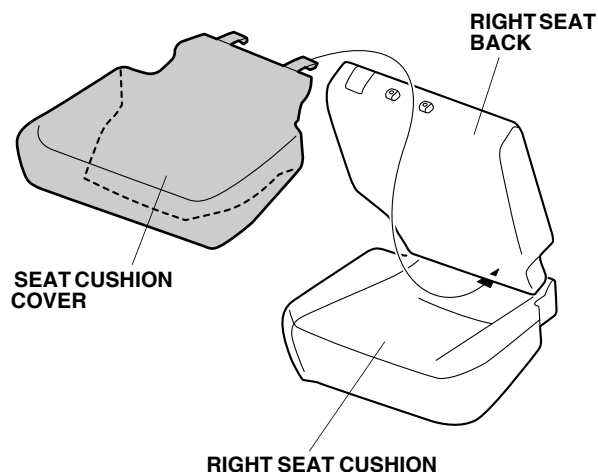
Installing the Right Second Row Seat Cover

10. Slide the right second row seat forward.



11. Install the seat cover to the right seat back and insert the three flaps between the right seat back lining and right seat back. Secure the seat cover with velcro fastener.
12. Fold the right seat back and pull the right seat cover between the right seat back and the right seat cushion. Attach velcro fastener to the right seat back lining as shown.
13. Tuck the seat cover under the headrest guides as shown.

14. Install the seat cushion cover to the right seat cushion and pull the seat cover between the right seat back and the right seat cushion.



15. Connect the two hooks under the right seat cushion cover as shown.

