



INSTALLATION INSTRUCTIONS

Accessory

SECURITY SYSTEM (LX)

Application

2010 ODYSSEY

Publications No.

All 41835

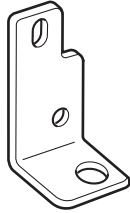
Issue Date

JUNE 2009

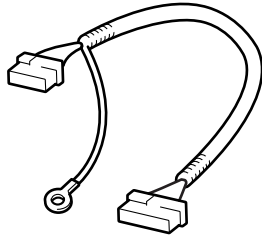
PARTS LIST

**Security System Attachment:
P/N 08E55-SHJ-100**

Control unit bracket



Security harness



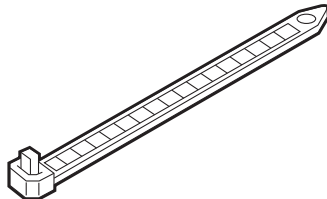
Flange bolt, 6 x 16 mm



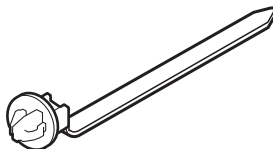
Flange nuts, 6 mm



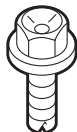
6 Wire ties



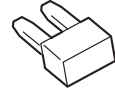
2 Wire ties with clip



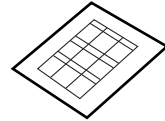
Ground bolt




Fuse (2 A)



Fuse label

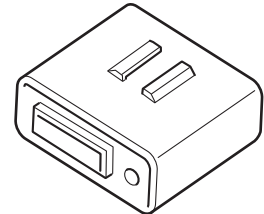


Accessory User's Information Manual

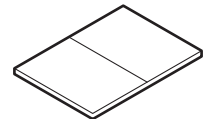


**Unit kit (sold separately):
P/N 08E51-SHJ-100**

Control unit



Security label



Microphone

