



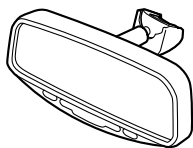
INSTALLATION INSTRUCTIONS

Accessory	Application	Publications No.
AUTOMATIC DAY/NIGHT MIRROR	2008 ODYSSEY	All 38139
		Issue Date OCT 2007

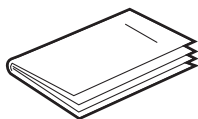
PARTS LIST

Automatic Day/Night Mirror Kit P/N 08V03-S9A-100B

Day/Night mirror

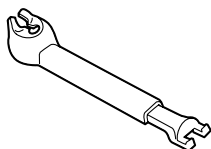


Owner's Manual

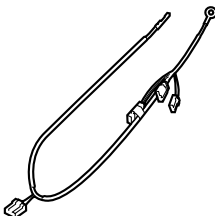


Automatic Day/Night Mirror Attachment Kit P/N 08V03-SHJ-101

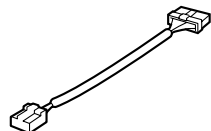
Wire cover



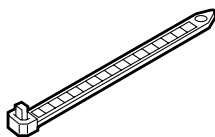
Mirror harness



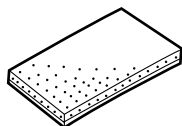
Subharness



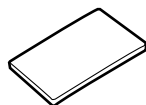
9 Wire ties



4 EPT sealers



5 Cushion tapes



Ground bolt



TOOLS AND SUPPLIES REQUIRED

Phillips screwdriver

Flat-tip screwdriver

8 mm Socket

Ratchet

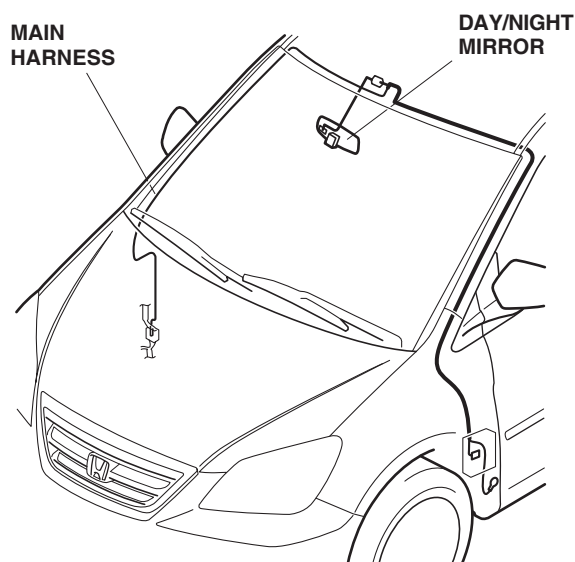
T20 Torx bit

Isopropyl alcohol

Shop towel

Clip remover

Illustration of the Day/Night Mirror Installed on the Vehicle



4321081Y

INSTALLATION

Customer Information: The information in this installation instruction is intended for use only by skilled technicians who have the proper tools, equipment, and training to correctly and safely add equipment to your vehicle. These procedures should not be attempted by "do-it-yourselfers."

1. Make sure you have the anti-theft code for the radio, then write down the radio station presets.
2. Disconnect the negative cable from the battery.

