



## INSTALLATION INSTRUCTIONS

Accessory

CARGO NET  
P/N 08L96-TK6-100

Application

2012 FIT

Publications No.

All 45985

Issue Date

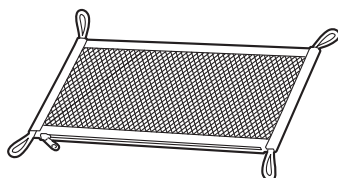
AUG 2011

Put this information in the glove box with the vehicle owner's manual.

### PARTS LIST

**NOTE:** On base model vehicles, cargo tie-down rings (sold separately) must be installed to use the cargo net.

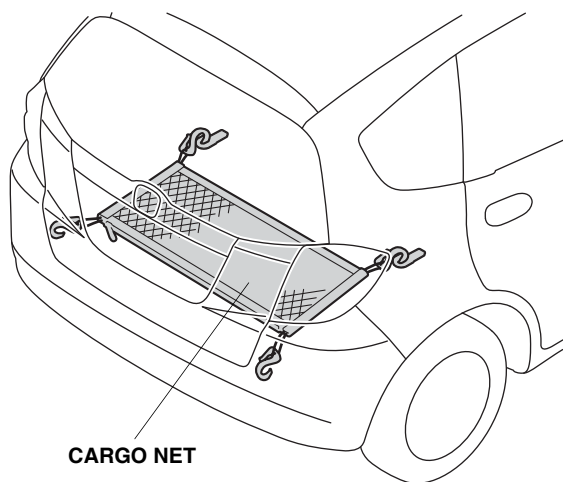
Cargo net



4 Hooks

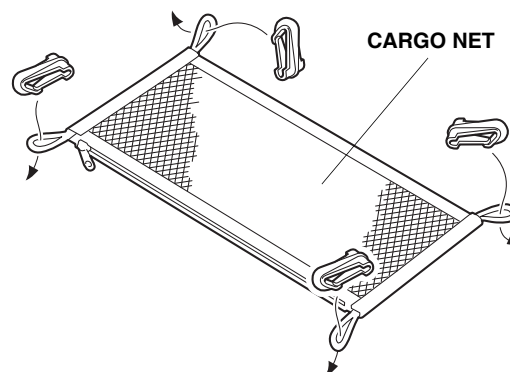
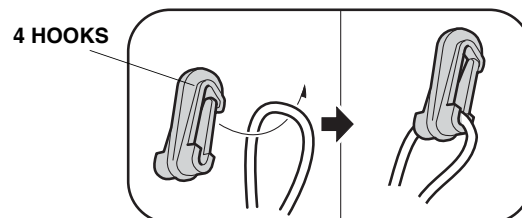


### Illustration of the Cargo Net Installed on the Vehicle



### INSTALLATION

1. Install the four hooks to the cargo net.



2. Position the cargo net with the zipper facing the rear of the vehicle. Attach the four cargo net hooks to the four tie-down rings.

