



INSTALLATION INSTRUCTIONS

Accessory

CARGO NET
P/N 08L96-TK6-100

Application

2009 FIT

Publications No.

All 39852

Issue Date

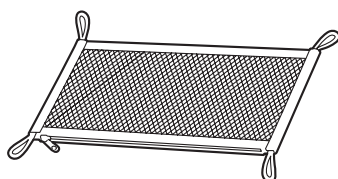
AUG 2008

Put this information in the glove box with the vehicle owner's manual.

PARTS LIST

NOTE: On base model vehicles, cargo tie-down rings must be installed to use the cargo net.

Cargo net



4 Hooks

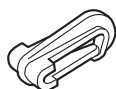
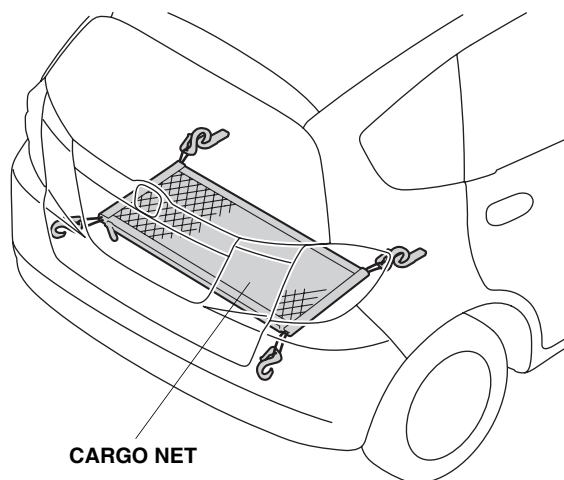


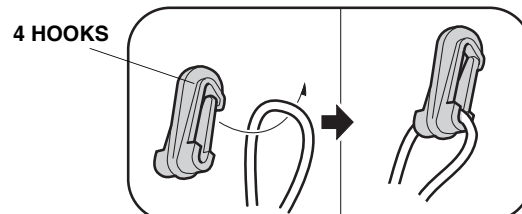
Illustration of the Cargo Net Installed on the Vehicle



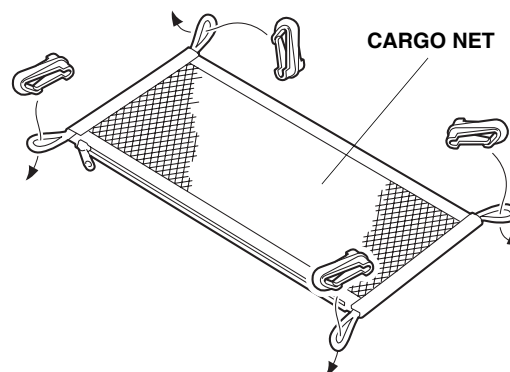
CARGO NET

INSTALLATION

1. Install the four hooks to the cargo net.

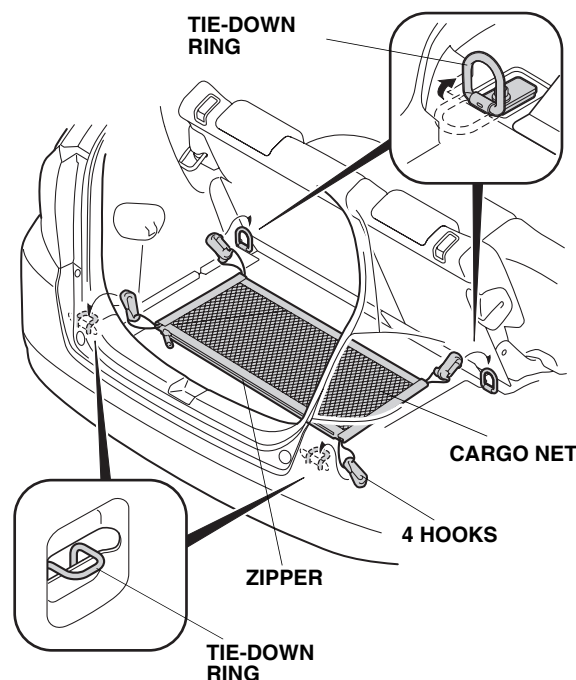


4 HOOKS



CARGO NET

2. Position the cargo net with the zipper facing the rear of the vehicle. Attach the four cargo net hooks to the four tie-down rings.



**TIE-DOWN
RING**

CARGO NET

4 HOOKS

ZIPPER

**TIE-DOWN
RING**