



HONDA INSTALLATION INSTRUCTIONS

Accessory

CARGO TRAY
P/N 08U45-TGG-100A

Application

2021 CIVIC
5-DOOR (SPORT)

Publications No.


VERSION 1

Issue Date

AUG 2020

PARTS LIST

Cargo tray

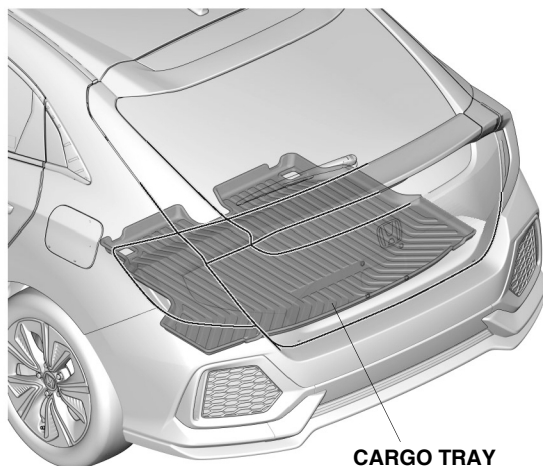


TOOLS AND SUPPLIES REQUIRED

Utility knife

File

Illustration of the Cargo Tray Installed in the Vehicle



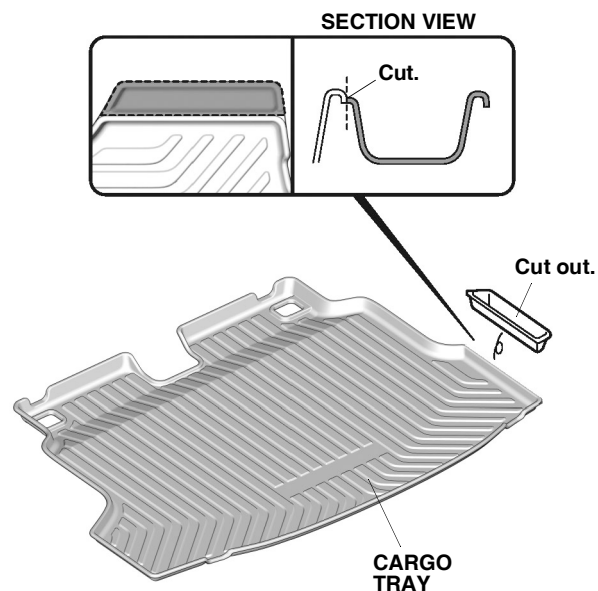
CARGO TRAY

QF20901AJ

INSTALLATION

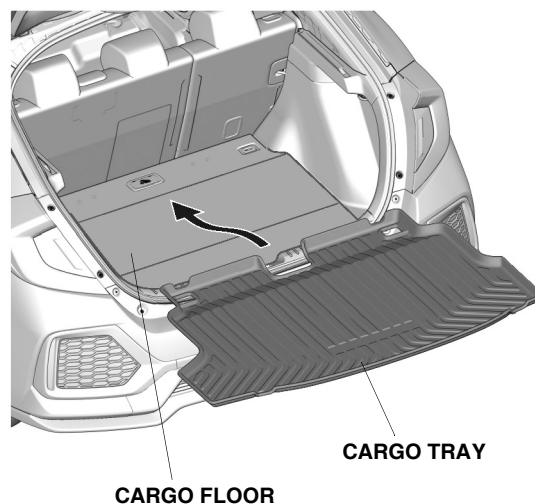
If the vehicle is equipped with premium audio, continue with step 1; if not, go to step 2.

1. Using a utility knife, cut out the cargo tray as shown. Remove any burrs.



QF20902AJ

2. Open the tailgate. Place the cargo tray on the cargo floor.



QF20903AJ