



**INSTALLATION  
INSTRUCTIONS**

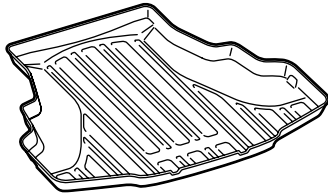
Accessory  
**TRUNK TRAY**  
P/N 08U45-TA0-100

Application  
**2008 ACCORD  
4-DOOR**

Publications No.  
**All 35359**  
Issue Date  
**AUG 2007**

**PART LIST**

Trunk tray



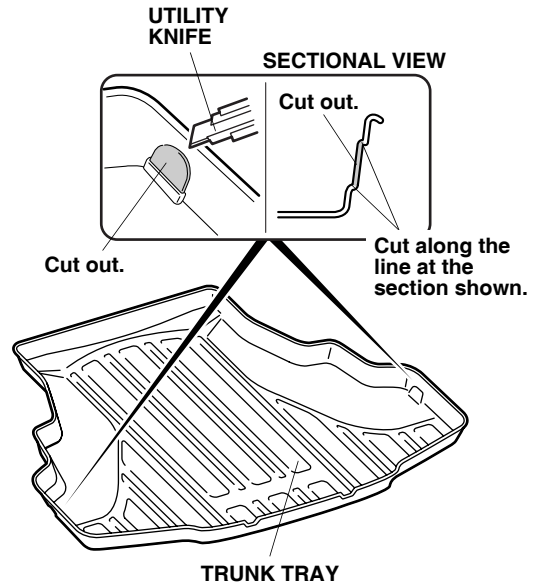
**TOOL REQUIRED**

Utility knife

**INSTALLATION**

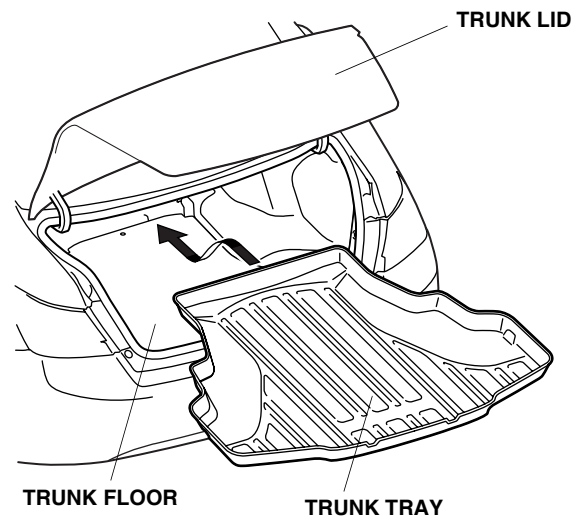
When both the trunk tray and cargo net are mounted on the vehicle, continue with step 1. When the trunk tray is not mounted together with the cargo net, go to step 2.

- Using a utility knife, cut out the two points of the trunk tray as shown.



732609AE

- Open the trunk lid. Place the trunk tray on the trunk floor.



7125010B