



INSTALLATION INSTRUCTIONS

Accessory

MOONROOF VISOR
P/N 08R01-S5T-100

Application

2002-2005 CIVIC Si

Publications No.

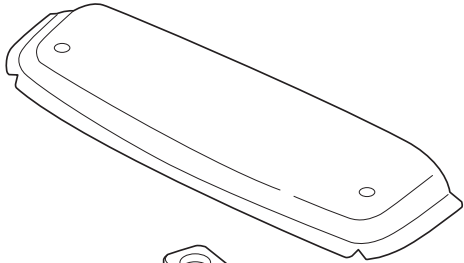
All 27947

Issue Date

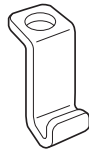
AUG 2004

PARTS LIST

Moonroof visor



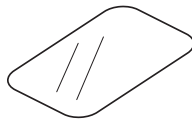
2 Stainless steel clips



2 Self-locking nuts



2 Protective tapes



2 Phillips-head screws



TOOLS AND SUPPLIES REQUIRED

10 mm Combination wrench

#2 Phillips screwdriver

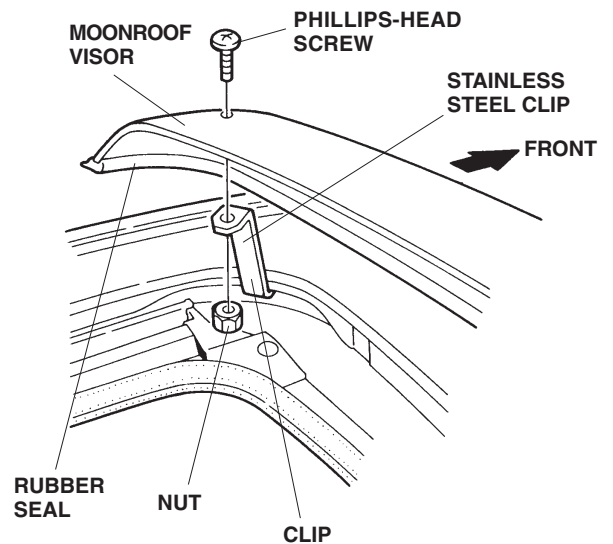
Masking tape

Isopropyl alcohol

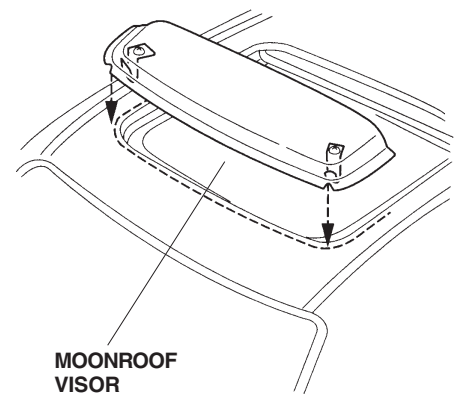
Shop towel

INSTALLATION

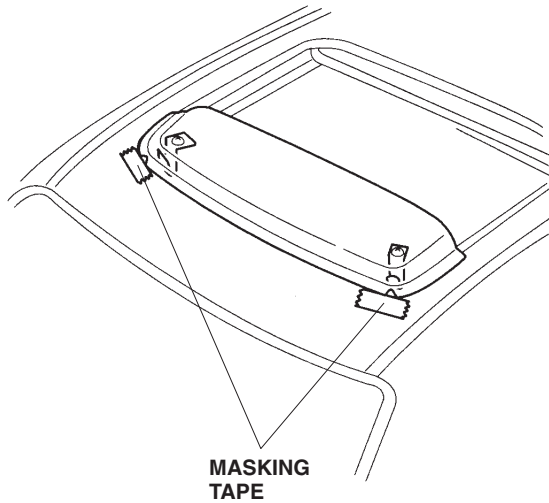
1. Clean and wax the area to be covered with a high-quality paste wax.
2. Open the moonroof.
3. Insert a Phillips-head screw through each of the holes on the top of the visor; then loosely install the clips and self-locking nuts.



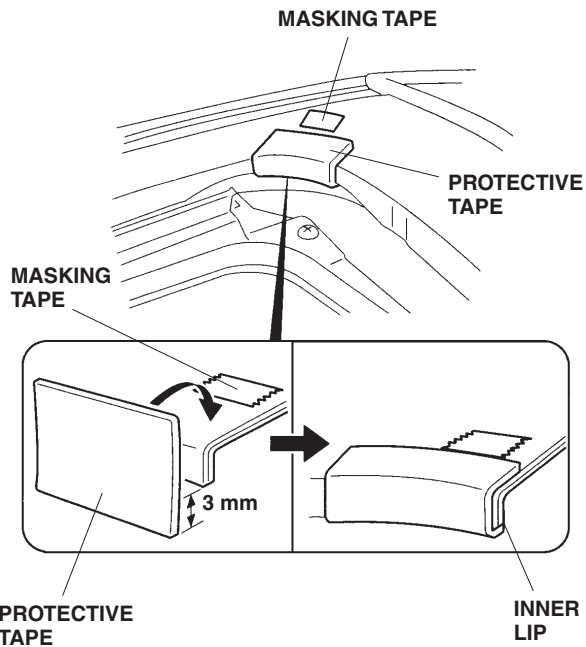
4. Set the moonroof visor on the vehicle's roof forward of the moonroof opening, and adjust its position so it is equally spaced on all sides.



- Attach a short strip of masking tape to both sides of the vehicle's roof ahead of the point where the clips will attach to the moonroof opening. Remove the visor.

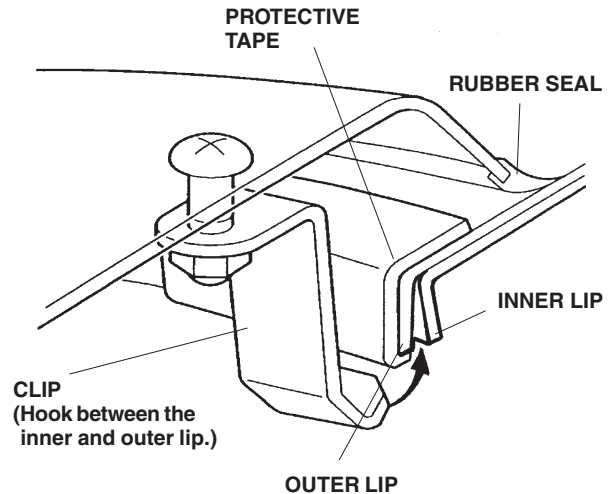


- Using isopropyl alcohol on a shop towel, clean each corner where the protective tapes will attach. Remove the backing from one of the protective tapes, and attach the tape to the lip and underside of the moonroof opening, in line with the masking tape. Make sure the tape just touches the *inner* lip on the underside of the moonroof opening.



- Repeat step 6 on the other side. Remove the masking tape.

- Reposition the moonroof visor over the moonroof opening. Check again for equal spacing. While holding the moonroof visor in place, hook the clips **between** the *inner* lip and the *outer* lip of the moonroof opening at the taped locations.



- Check that the rubber seal is not twisted or rolled under the moonroof visor.
- Tighten the nuts and screws, alternating between sides. Do not overtighten the screws.

CARE OF YOUR MOONROOF VISOR

NOTICE To avoid damaging the surface, never use ammonia-based cleaners or solvents to clean your moonroof visor.

- Clean with a solution of mild liquid dishwashing soap and water using a soft cloth or chamois.
- To remove fine scratches and restore the original luster, use Meguiar's Mirror Glaze plastic cleaner and polish or an equivalent high-quality plastic cleaner.